

Data Science in Spark with Sparklyr : : CHEAT SHEET

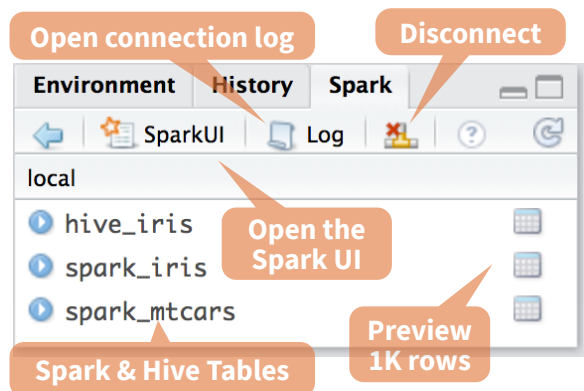


Intro

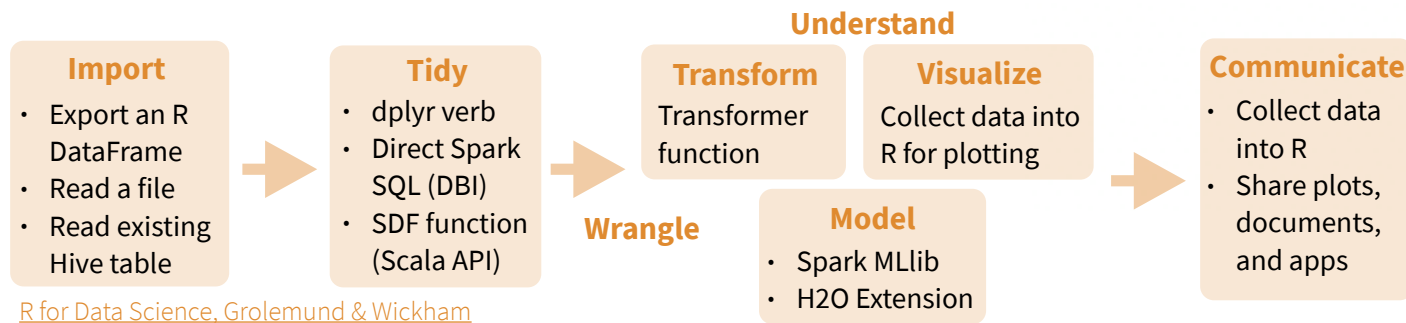
sparklyr is an R interface for Apache Spark™, it provides a complete **dplyr** backend and the option to query directly using **Spark SQL** statement. With sparklyr, you can orchestrate distributed machine learning using either **Spark's MLlib** or **H2O Sparkling Water**.

Starting with **version 1.044**, **RStudio Desktop, Server and Pro** include integrated support for the **sparklyr** package. You can create and manage connections to Spark clusters and local Spark instances from inside the IDE.

RStudio Integrates with sparklyr



Data Science Toolchain with Spark + sparklyr



[R for Data Science, Grolemund & Wickham](#)

Getting Started

LOCAL MODE (No cluster required)

1. Install a local version of Spark:
`spark_install("2.0.1")`
2. Open a connection
`sc <- spark_connect(master = "local")`

ON A MESOS MANAGED CLUSTER

1. Install RStudio Server or Pro on one of the existing nodes
2. Locate path to the cluster's Spark directory
3. Open a connection
`spark_connect(master="[mesos URL]", version = "1.6.2", spark_home = [Cluster's Spark path])`

USING LIVY (Experimental)

1. The Livy REST application should be running on the cluster
2. Connect to the cluster
`sc <- spark_connect(method = "livy", master = "http://host:port")`

ON A YARN MANAGED CLUSTER

1. Install RStudio Server or RStudio Pro on one of the existing nodes, preferably an edge node
2. Locate path to the cluster's Spark Home Directory, it normally is "/usr/lib/spark"
3. Open a connection
`spark_connect(master="yarn-client", version = "1.6.2", spark_home = [Cluster's Spark path])`

ON A SPARK STANDALONE CLUSTER

1. Install RStudio Server or RStudio Pro on one of the existing nodes or a server in the same LAN
2. Install a local version of Spark:
`spark_install(version = "2.0.1")`
3. Open a connection
`spark_connect(master="spark://host:port", version = "2.0.1", spark_home = spark_home_dir())`

Tuning Spark

EXAMPLE CONFIGURATION

```
config <- spark_config()
config$spark.executor.cores <- 2
config$spark.executor.memory <- "4G"
sc <- spark_connect(master="yarn-client",
config = config, version = "2.0.1")
```

IMPORTANT TUNING PARAMETERS with defaults

- spark.yarn.am.cores
- spark.yarn.am.memory **512m**
- spark.network.timeout **120s**
- spark.executor.memory **1g**
- spark.executor.cores **1**
- spark.executor.instances
- spark.executor.extraJavaOptions
- spark.executor.heartbeatInterval **10s**
- sparklyr.shell.executor-memory
- sparklyr.shell.driver-memory

Using sparklyr

A brief example of a data analysis using Apache Spark, R and sparklyr in local mode

```
library(sparklyr); library(dplyr); library(ggplot2);
library(tidy);
set.seed(100)
```

Install Spark locally

```
spark_install("2.0.1")
```

Connect to local version

```
sc <- spark_connect(master = "local")
```

```
import_iris <- copy_to(sc, iris, "spark_iris",
overwrite = TRUE)
```

Copy data to Spark memory

```
partition_iris <- sdf_partition(
import_iris, training=0.5, testing=0.5)
```

Partition data

```
sdf_register(partition_iris,
c("spark_iris_training", "spark_iris_test"))
```

Create a hive metadata for each partition

```
tidy_iris <- tbl(sc, "spark_iris_training") %>%
select(Species, Petal_Length, Petal_Width)
```

Spark ML Decision Tree Model

```
model_iris <- tidy_iris %>%
ml_decision_tree(response="Species",
features=c("Petal_Length", "Petal_Width"))
```

Create reference to Spark table

```
test_iris <- tbl(sc, "spark_iris_test")
```

```
pred_iris <- sdf_predict(
model_iris, test_iris) %>%
collect
```

Bring data back into R memory for plotting

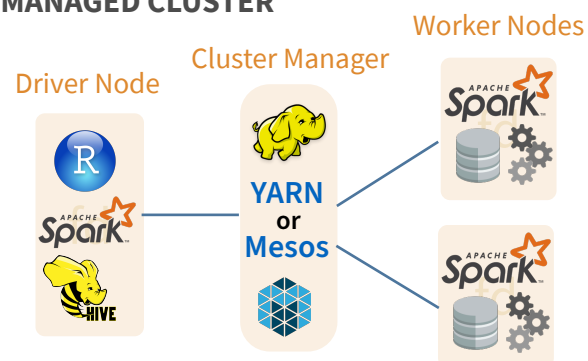
```
pred_iris %>%
inner_join(data.frame(prediction=0:2,
lab=model_iris$model.parameters$labels)) %>%
ggplot(aes(Petal_Length, Petal_Width, col=lab)) +
geom_point()
```

Disconnect

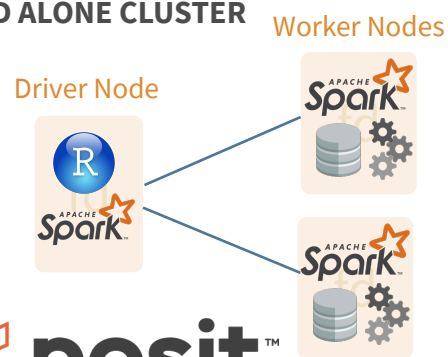
```
spark_disconnect(sc)
```

Cluster Deployment

MANAGED CLUSTER



STAND ALONE CLUSTER



Reactivity

COPY A DATA FRAME INTO SPARK

`sdf_copy_to(sc, iris, "spark_iris")`

`sdf_copy_to(sc, x, name, memory, repartition, overwrite)`

IMPORT INTO SPARK FROM A FILE

Arguments that apply to all functions:

`sc, name, path, options = list(), repartition = 0, memory = TRUE, overwrite = TRUE`

CSV `spark_read_csv(header = TRUE, columns = NULL, infer_schema = TRUE, delimiter = ";", quote = "\"", escape = "\\", charset = "UTF-8", null_value = NULL)`

JSON `spark_read_json()`

PARQUET `spark_read_parquet()`

SPARK SQL COMMANDS

`DBI::dbWriteTable(sc, "spark_iris", iris)`

`DBI::dbWriteTable(conn, name, value)`

FROM A TABLE IN HIVE

`my_var <- tbl_cache(sc, name= "hive_iris")`

`tbl_cache(sc, name, force = TRUE)`
Loads the table into memory

`my_var <- dplyr::tbl(sc, name= "hive_iris")`
`dplyr::tbl(scr, ...)`

Creates a reference to the table without loading it into memory

Visualize & Communicate

DOWNLOAD DATA TO R MEMORY

`r_table <- collect(my_table)`
`plot(Petal_Width~Petal_Length, data=r_table)`
`dplyr::collect(x)`

Download a Spark DataFrame to an R DataFrame

`sdf_read_column(x, column)`

Returns contents of a single column to R

SAVE FROM SPARK TO FILE SYSTEM

Arguments that apply to all functions: `x, path`

CSV `spark_read_csv(header = TRUE, delimiter = ";", quote = "\"", escape = "\\", charset = "UTF-8", null_value = NULL)`

JSON `spark_read_json(mode = NULL)`

PARQUET `spark_read_parquet(mode = NULL)`

Wrangle

SPARK SQL VIA DPLYR VERBS

Translates into Spark SQL statements

`my_table <- my_var %>%`
`filter(Species=="setosa") %>%`
`sample_n(10)`

DIRECT SPARK SQL COMMANDS

`my_table <- DBI::dbGetQuery(sc, "SELECT * FROM iris LIMIT 10")`

`DBI::dbGetQuery(conn, statement)`

SCALA API VIA SDF FUNCTIONS

`sdf_mutate(.data)`

Works like dplyr mutate function

`sdf_partition(x, ..., weights = NULL, seed = sample (.Machine$integer.max, 1))`

`sdf_partition(x, training = 0.5, test = 0.5)`

`sdf_register(x, name = NULL)`

Gives a Spark DataFrame a table name

`sdf_sample(x, fraction = 1, replacement = TRUE, seed = NULL)`

`sdf_sort(x, columns)`

Sorts by >=1 columns in ascending order

`sdf_with_unique_id(x, id = "id")`

`sdf_predict(object, newdata)`

Spark DataFrame with predicted values



ML TRANSFORMERS

`ft_binarizer(my_table, input.col="Petal_Length", output.col="petal_large", threshold=1.2)`

Arguments that apply to all functions:
`x, input.col = NULL, output.col = NULL`

`ft_binarizer(threshold = 0.5)`

Assigned values based on threshold

`ft_bucketizer(splits)`

Numeric column to discretized column

`ft_discrete_cosine_transform(inverse = FALSE)`

Time domain to frequency domain

`ft_elementwise_product(scaling.col)`

Element-wise product between 2 cols

`ft_index_to_string()`

Index labels back to label as strings

`ft_one_hot_encoder()`

Continuous to binary vectors

`ft_quantile_discretizer(n.buckets=5L)`

Continuous to binned categorical values

`ft_sql_transformer(sql)`

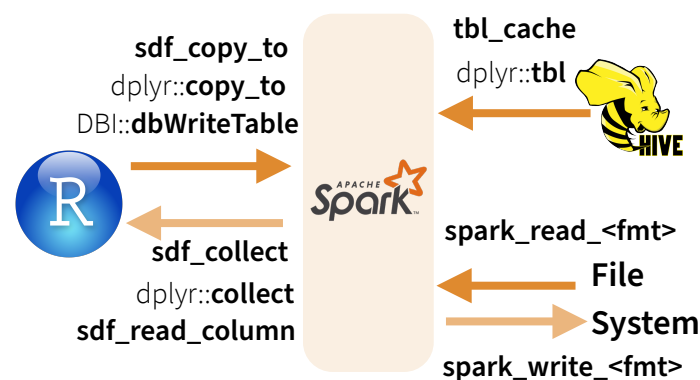
`ft_string_indexer(params = NULL)`

Column of labels into a column of label indices.

`ft_vector_assembler()`

Combine vectors into single row-vector

Reading & Writing from Apache Spark



Extensions

Create an R package that calls the full Spark API & provide interfaces to Spark packages.

CORE TYPES

`spark_connection()` Connection between R and the Spark shell process

`spark_jobj()` Instance of a remote Spark object

`spark_dataframe()` Instance of a remote Spark DataFrame object

CALL SPARK FROM R

`invoke()` Call a method on a Java object

`invoke_new()` Create a new object by invoking a constructor

`invoke_static()` Call a static method on an object

MACHINE LEARNING EXTENSIONS

`ml_create_dummy_variables()` `ml_options()`

`ml_prepare_dataframe()` `ml_model()`

`ml_prepare_response_features_intercept()`

Model (MLlib)

`ml_decision_tree(my_table, response = "Species", features = c("Petal_Length", "Petal_Width"))`

`ml_als_factorization(x, user.column = "user", rating.column = "rating", item.column = "item", rank = 10L, regularization.parameter = 0.1, iter.max = 10L, ml.options = ml_options())`

`ml_decision_tree(x, response, features, max.bins = 32L, max.depth = 5L, type = c("auto", "regression", "classification"), ml.options = ml_options())`

Same options for: `ml_gradient_boosted_trees`

`ml_generalized_linear_regression(x, response, features, intercept = TRUE, family = gaussian(link = "identity"), iter.max = 100L, ml.options = ml_options())`

`ml_kmeans(x, centers, iter.max = 100, features = dplyr::tbl_vars(x), compute.cost = TRUE, tolerance = 1e-04, ml.options = ml_options())`

`ml_lda(x, features = dplyr::tbl_vars(x), k = length(features), alpha = (50/k) + 1, beta = 0.1 + 1, ml.options = ml_options())`

`ml_linear_regression(x, response, features, intercept = TRUE, alpha = 0, lambda = 0, iter.max = 100L, ml.options = ml_options())`

Same options for: `ml_logistic_regression`

`ml_multilayer_perceptron(x, response, features, layers, iter.max = 100, seed = sample(.Machine$integer.max, 1), ml.options = ml_options())`

`ml_naive_bayes(x, response, features, lambda = 0, ml.options = ml_options())`

`ml_one_vs_rest(x, classifier, response, features, ml.options = ml_options())`

`ml_pca(x, features = dplyr::tbl_vars(x), ml.options = ml_options())`

`ml_random_forest(x, response, features, max.bins = 32L, max.depth = 5L, num.trees = 20L, type = c("auto", "regression", "classification"), ml.options = ml_options())`

`ml_survival_regression(x, response, features, intercept = TRUE, censor = "censor", iter.max = 100L, ml.options = ml_options())`

`ml_binary_classification_eval(predicted_tbl_spark, label, score, metric = "areaUnderROC")`

`ml_classification_eval(predicted_tbl_spark, label, predicted_lbl, metric = "f1")`

`ml_tree_feature_importance(sc, model)`

